

# FOREIGN RIGHTS **2024** **GG**





# FOREIGN RIGHTS

## **2024 · GG**



Visit us at the  
London Book Fair:  
**stand 6F70-80**

# ART & CREATIVITY

**PAGE 05** Watercolour: The Animal Kingdom

**PAGE 08** Visual narratives

**PAGE 12** Intervals

**PAGE 14** Connections

**PAGE 16** Imperfection

**PAGE 18** Magic Jungle

**PAGE 22** Design of Creative Processes

**PAGE 24** Paint your World

**PAGE 26** Creative Portraits

**PAGE 28** Sketching Fashion

**PAGE 30** Green au Naturel





# WATERCOLOUR: THE ANIMAL KINGDOM

Miriam Sugranyes

**Format:** 20.5 x 15.5 cm · Paperback

**Words:** 10,000

**Price:** €16.90

**Pages:** 128

**ISBN:** 9788425234682

**AN EASY, ENTERTAINING,  
STEP-BY-STEP BOOK TO DRAW  
AND PAINT YOUR FAVOURITE  
ANIMALS.**



**STEP 1**



**STEP 2**



**STEP 3**

For the last 7 years the author has been working as an illustrator and Art Director at CRIN (Child Rights International Network) combining it with freelance work, specially in the editorial field for publishers such as PRH, Edicions 62, MTM.

In January 2020, she co-founded The Rights Studio, a new creative hub for people and organisations to engage on human rights issues affecting children, young people and future generations through the arts and other creative expressions.


### 15 ANIMALS FROM PANDA TO GOLD FISH, IN THREE STEPS.

Each animal is a challenge, an opportunity to decompose it into stroke and stain. It is a process of unlearning and deconstruction. The time the watercolor dries between the steps, is the moment to prepare mentally the next stroke. Some brushes, paper and a watercolor paint set is all you need.

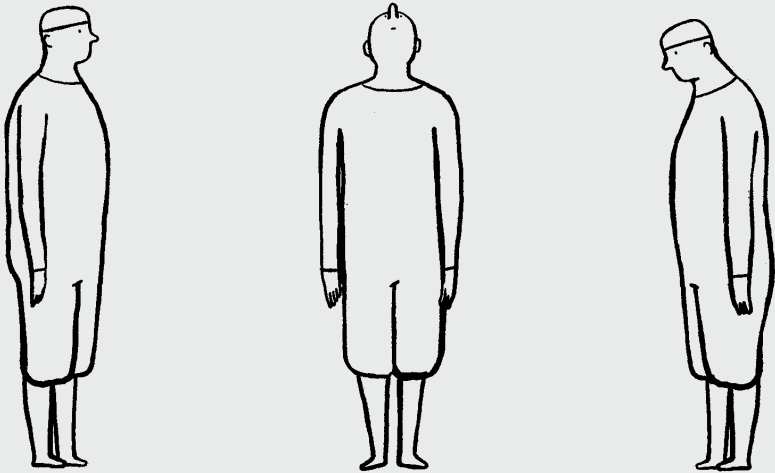
#### SELLING POINTS

- A fun book for all ages.
- Like a calligraphy workbook you will practice the direction of the strokes.
- You will learn how to apply watercolour in three layers, for the basic form, light and texture.






# GURIDI



**Raúl Nieto** is the illustrator behind Guridi, the artistic name with which he signs his artwork. An acclaimed picture book artist whose works have been published in many languages, Raúl Nieto studied painting at the Faculty of Fine Arts of Seville and has extensive experience in visual communication in the spheres of printing, design, and advertising.





# VISUAL NARRATIVES

Guridi

**Format:** Leporello book. 11 x 22 cm folded;

98 x 22 cm opened

**Words:** 877

**Price:** €12

**Pages:** 18

**ISBN:** 9788425234637

## EMBARK ON A VISUAL JOURNEY

In this captivating book, internationally renowned illustrator Guridi delves into the art of engaging readers through visual storytelling. Offering practical advice on creating suggestive and consistent narrative images, exploring the relationship between text and image, and crafting the graphic expression of characters, Guridi provides detailed insights into page and spread composition, and sequentialization.

In this new book, internationally renowned illustrator Guridi explores **how to engage readers through visual storytelling**.



**(as readers)**

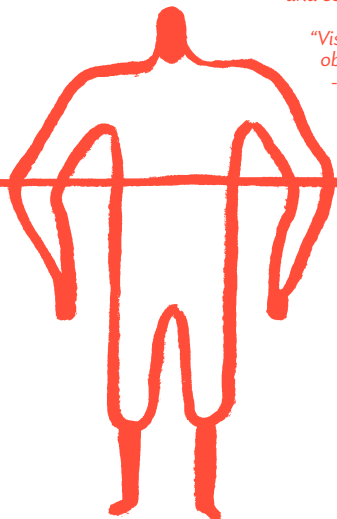
*"It is inevitable, the narrative image appeals to us emotionally, questions us, and we must respond."*

**(as creatives)**

*"Visual storytelling means defining reading criteria, guiding the reader in his interpretation of what we represent, showing our intentionality."*

*"Through the images we have the opportunity to share our vision, to reinterpret the world, to explore our emotions, affections and communication."*

*"Visual stories are everywhere: from the moment we observe someone distractedly, we imagine -immediately, spontaneously- a story".*



The author offers practical advice on creating suggestive and consistent narrative images, exploring the relation between text and image, and defining the graphic expression of the characters.

He provides detailed insight to sequentialization through page and spread composition.

This beautiful leporello book should find a place on all artist's desks inspiring them while they **transform their stories into visual narratives.**

Which structure has your story?





## INTERVALS

The silence of images

Guridi

**Format:** 15 x 21 cm · Paperback

**Pages:** 96

**Words:** 3,500


**Price:** €14.90


**ISBN:** 9788425233357

In this book, Guridi offers us his creative vision of the picture book. He delves into the relationship between images and text, between space (physical and mental) and characters, and especially the intervals—the interstitial spaces that give rise to deep meaning of works of this kind, inviting the active participation of readers. His practical advice sets us on the path to create our own visual works —illustrations but also architecture and stage design, photography or film— according this idea of empty space.









## CONNECTIONS

Words and objects as sources of creation

Guridi

**Format:** 15 x 21 cm · Paperback

**Pages:** 144

**Words:** 5,500

**Price:** €16.90

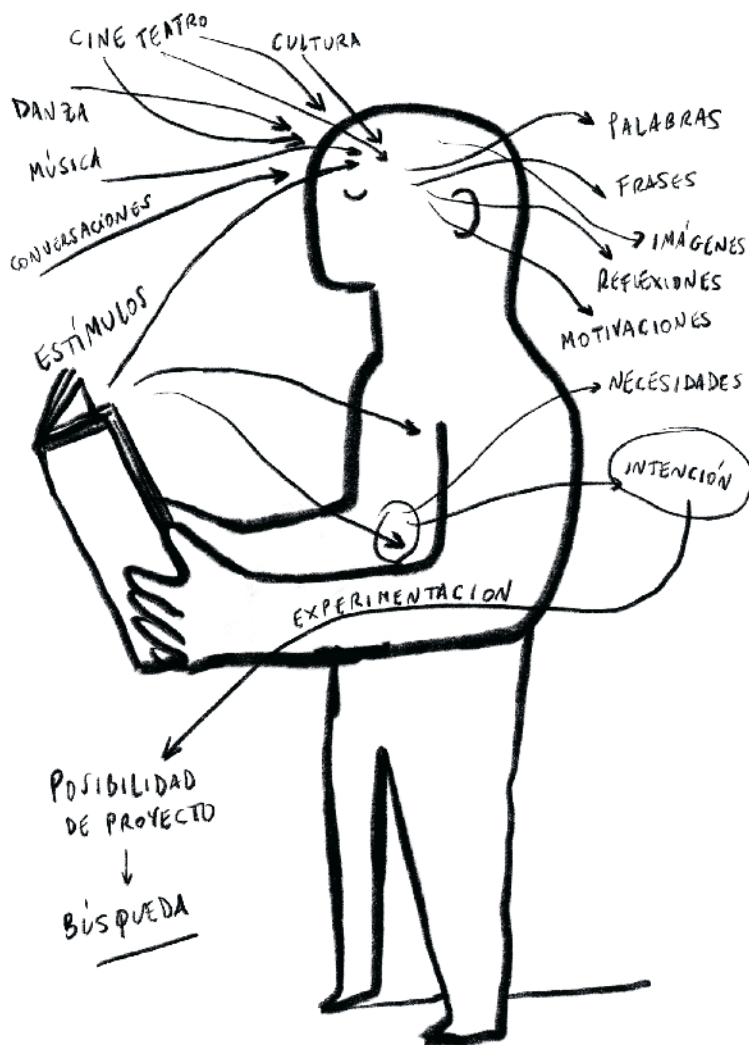
**ISBN:** 9788425233357

The creative process starts with a reaction, a creative impulse emerging from an unexpected connection.

In this book the author shows us how the connection between everyday objects and words produces images and stories that come together to define a work and give it an identity.

### SELLING POINTS

- This guide will take artists from idea to the final project.
- An invitation to enrich the art we make with elements from the world around us.
- An intimate portrait of the creative process from one of the most acclaimed illustrators of the international scene.



People always say that the most important part of a project is the idea. But without a plot or story to support it, an idea cannot grow. It needs to be provided with a “truth” resulting from the experiences and life lessons we have learned and shared with others —this is what makes a project unique—.

GURIDI



## IMPERFECTION

I have tried to write a manual,  
but this is the result

**Guridi**

**Format:** 15 x 21 cm · Paperback

**Pages:** 112

**Words:** 5,500

**Price:** €14.90

**ISBN:** 9788425232268

**2nd edition**

## HOW TO TURN OUR WRINKLES AND SCARS INTO SIGNS OF CHARACTER AND AUTHENTICITY?

Creativity arises from the marvelous chaos of observation, emotion, reflection, knowledge and action.

Using his experience and his most private reflections, Guridi talks about the resources and thoughts that accompany him during **the creative process**, and the things he has learned about art, himself and the world that surrounds us and how they have allowed him to construct his own personal language and vision in the field of illustration.

This book is all together an essay, a poem, a sketchbook and a manual of creativity.





Lo innecesario es a menudo un estorbo para la comprensión de la imagen. Si algo está es porque tiene que estar.

DEFIENDE  
TU TRABAJO  
DÓTALO  
DE SENTIDO,  
HAZLO TUYO  
INTRANSFERIBLE  
INDISCUTIBLEMENTE TUYO

Díálogo con mi cafetera, 1207 ps

-Eh, preparadita para mañana cuando me despierte curioso, curiosísimo...  
-Me gusta más cuando me dejas con el resto del día anterior.  
-¿Por qué?  
-No sé, me quedo más satisfecha, con más historia.  
-Pero, si te preparo, tienes la posibilidad de vivir nuevas sensaciones.  
-Eso es lo que me da miedo.  
-¿A...  
-En fin... hasta mañana!  
-Eso espero...



Díálogo con mi cafetera, noche de calor aduerso 9

-Me compungo una elegía.  
-¿Y?  
-Sí, sí, sí: "A los que se quieren, besos, a los que no, besos, a los que se quieren, besos y a los que no, besos. Buenas noches, besos".  
-Buenas noches, besos.  
-Sí, la gente necesita que la besen, y que la abracen.  
-Dase un abrazo.  
-Cuando te enfades.  
-Vale.  
-Buenas noches.



## MAGIC JUNGLE

A manual to develop our creative spirit

Ana Victoria Calderón, Nadia Payan & Margarita Calderón. Illustrations by Núria Riaza.

**Format:** 17 x 23 cm · Hardcover

**Pages:** 140

**Words:** 16,000

**Price:** €24.00

**ISBN:** 9788425233357

## EXPLORE AND DEVELOP YOUR CREATIVITY



**Ana Victoria Calderón, Nadia Payan** and **Margarita Calderón** have a professional creative career in illustration, fashion, branding, coaching or education. They are the creative minds behind The Magic Jungle Experience, the annual retreat that welcomes people from all around the world, offering orientation for artists with an entrepreneurial spirit.

*Magic Jungle* is a **practical guide that will help its readers develop their creative spirit.** This book invites them to embark a journey of self-discovery in order to connect with their more authentic creative self, along their creative career, professional or not, with advice and exercises at all stages.



#### **WE BELIEVE THAT:**

- Creativity lives in all of us.
- Your art doesn't have to be your business, but it could be.
- Developing your intuition will help put you on the right track.
- To believe in your art, it is fundamental that you know yourself on a deeper level.
- Creative practices bring you closer to your divinity.
- Creating art makes you happy. It's that simple.
- Art can be many different things.
- It's never too late to take up your creativity once again.



## Modelos de negocio para creativos



### Crear y vender productos físicos:

- Reproducciones de arte (láminas o prints)
- Artículos de decoración
- Papelería
- Ropa
- Accesorios

### Crear y vender productos digitales:

- Creación de libros digitales
- Cursos online, seminarios web
- Consultoría a distancia
- Cursos por correo o suscripción
- Guías digitales
- Diseños editables

### Cursos y talleres:

- Talleres artísticos
- Grabar un curso y subirlo a una plataforma online
- Ser profesora en centros educativos
- Crear una plataforma de enseñanzas
- Formarse en arteterapia

### Redes sociales

#### y blogging:

- Espacios publicitarios en tu web
- Contenido patrocinado en tus perfiles de redes sociales
- Tener una cuenta privada en redes sociales con acceso de pago
- Monetizar contenido en formato audiovisual
- Reseñas de productos remuneradas
- Incluir publicidad en tus podcast
- Abrir una sección de donativos en tu web

### Financiación

#### público / privado:

- Becas de organizaciones artísticas
- Recaudación de fondos a través de compañías públicas
- Patrocinios

### Licencias:

- Cesión de derechos con royalties
- Cesión de derechos con tarifa fija

### Ofrecer un servicio:

- Diseño de producto
- Diseño de moda
- Diseño gráfico o ilustración
- Ilustración editorial
- Colaboración con marcas

### Puntos de venta:

- Venta a particulares o al por mayor
- Trabajar en depósito (dejar en la tienda y que te liquiden sobre las ventas)
- Asistir a ferias y bazares
- Abrir tu propia tienda online.

### Vender arte original:

- En galerías
- Crear series limitadas de grabado
- Crear obras por encargo
- Venta a particulares
- Hacerlo desde tu propia web con venta online
- Venta a empresas u otras instituciones corporativas.

### Vender servicios

- Coaching y asesoramiento
- Charlas y seminarios
- Talleres y tutoriales.

## Reparte el peso entre tus pilares

	Ejemplo 1	Ejemplo 2	Ejemplo 3	Ejemplo 4
100	utilidad	crecimiento	intuición	diversión
75	educación			compasión
50	seguridad	libertad	exploración	exploración
25	autenticidad	amor	servicio	presente
		autenticidad	fortaleza	integridad

El hecho de determinar con claridad tus valores personales te ayudará a acercarte a tu yo auténtico, a alinear tu obra con tus motivaciones para crear y a conectar tu mundo interior con el exterior. Integrar la curiosidad inocente de nuestra niñez con los valores adultos nos abrirá a un camino muy placentero para nuestra alma creativa. Esta combinación mágica es fascinante y nos lleva a una expresión artística pura, inimitable y magnética que, además, mantendrá intacto el entusiasmo por tu obra.

Con el siguiente ejercicio, descubriremos cómo integrar nuestros valores de forma holística, incluso aquellos que te parezca que no guardan relación entre sí.

### ● EJERCICIO

#### LA UNIVERSIDAD DE TUS SUEÑOS

Imagina que vas a empezar en la universidad, sea por primera vez o porque regreses después de varios años. Imagina que, además, es una universidad especial en la que se ofrecen todas las materias que te interesan. No importa si existe o es inventada; en esta universidad se puede aprender cualquier cosa. Solo te debe guiar que las clases sean sobre algo que realmente quieras aprender, no sobre algo que creas que "debes" aprender. Tu programa tiene que basarse en tu interés y curiosidad. Tampoco importa que tus clases no tengan nada en común. Enfócate en tus sentimientos acerca de lo que te encantaría experimentar o aprender y haz una lista de, al menos, diez clases a las que te gustaría asistir. ¡Escribe todas las que se te ocurran!





Chapters are devoted to the exploration of the creative self, developing a personal style, reclaiming your creative space, communicating your art, concretization, expansion and nourishing your creativity.



# DESIGN OF CREATIVE PROCESSES

Method for generating ideas and co-creating for teams

**Alejandro Masferrer**

**Format:** 16 x 23 cm · Paperback

**Pages:** 136

**Words:** 23,500

**Price:** €16.25

**ISBN:** 9788425232435

**Rights sold:** English and French



## SELLING POINTS

- The five stages of the creative process.
- Typologies of creative sessions.
- Problem solving.



## TEAM MANAGEMENT FOR CREATIVES

Method for managing and developing creative teams

A practical guide for team leaders. How to develop complete, mature and effective teams.

Leadership, communication, responsibilities and values will be some of the featured issues.

How to deal with conflict, frustration and expectations.

Team work as a practice.

# THE ULTIMATE GUIDE TO CO-CREATION

Working as a team is something that is both gratifying and complex. Alejandro Masferrer has created an **effective method for working** through the different stages of creative projects, according to their type. This marvellous guide will be of great use if we want to avoid the typical blind spots, errors, imbalances, and threats that could hinder the development of a project and the work carried out in a team.



**The circle**  
(meeting)



**The square**  
(basis)



**The star**  
(activation)



**The open triangle**  
(exploration)



**The closed triangle**  
(filtering)

**Alejandro Masferrer** is a designer who specialises in facilitating co-creation for teams working in design and innovation. He was co-founder of The Pop Up Agency, a nomadic agency that worked in 48-hour sprints, and the creator of Triggers, a company offering consulting services to help foster the creative process and the design of tools for teams.

## PURPOSE FOR CREATIVES Roles, profiles and personalities

- Talent management.
- Team building and career building.
- Types of creative personalities.
- Talent, frustration, comparison, vision, purpose, perspective.





## PAINT YOUR WORLD

Resources and advice to create your own sketchbook

Maru Godas

**Format:** 21 x 24 cm · Paperback

**Pages:** 178

**Words:** 25,000

**ISBN:** 9788425230806

Not yet published

## START PAINTING AND EXPRESS YOURSELF IN YOUR SKETCHBOOK!

**The sketchbook** is the perfect tool to help us discover and represent our world. In this book, the author offers **resources** and **exercises** to improve artistic technique, **inspiring ideas** to help readers discover their creative voice, as well as many more resources to explore one's creativity and learn about the infinite possibilities of the sketchbook.



**Maru Godas** is a graphic designer, illustrator and urban sketcher who lives in Barcelona. In addition to collaborating with a number of magazines and other press, she currently teaches courses and workshops on art techniques and urban sketching around the world.





OVER 10,000  
COPIES SOLD!



By the same author:

**Organic Beauty**

Illustrated handbook  
of natural cosmetics

**Format:** 24 x 30 cm

**Hardcover | Pages:** 128

**Words:** 30,000

**ISBN:** 978842523079

**Price:** €22.90

**Rights sold:**

English, French, Italian  
and Portuguese



# CREATIVE PORTRAITS

On the art of losing friends

Lluísot

**Format:** 21 x 28 cm · Paperback

**Pages:** 184

**Words:** 7,000

**Price:** €21.90

**ISBN:** 9788425234361

## THE INDISPENSIBLE TOOL TO LEARN HOW TO DRAW LIFE PORTRAITS

Lluísot takes us by the hand to show us step by step how to create portraits and other human figures in a fresh and informal style. The goal is to release ourselves from the academic formalism and to find a personal style and generate outstanding art.

With basic drawing techniques as well as further resources, this book is an invitation to awaken our creativity and to enjoy drawing.

Including haircuts, moustaches, accessories, features, shoes, clothing as well as indications on composition, color, textures,...

**Lluísot** is an illustrator, cartoonist, scriptwriter, urban sketcher, and professor living in Barcelona. He started publishing in the famous satirical magazine *El Jueves* in 1983, with which he has been collaborating until 1997. His drawings have appeared in many other Spanish magazines and newspapers.







# SKETCHING FASHION

A practical history of fashion illustration

**Laia Beltran & Lucy Victoria Davis**

**Format:** 14 x 19 cm · Hardcover

**Pages:** 224

**Words:** 22,500

**Price:** €22.90

**ISBN:** 9788425233821

## FOR FASHION ILLUSTRATION FANS!

*Sketching fashion* takes us on a journey in two stages. The first one draws the fascinating history of fashion illustration beginning in the Renaissance period. The second stage consists of renowned names of contemporary fashion illustrators working all over the globe.

The authors don't just outline their careers but also look at the techniques of these 21 contemporary artists to show how eclectic fashion sketching can be.

### SELLING POINTS

- Interviews with 21 contemporary fashion illustrators about their creative approach and illustration techniques.
- The history of fashion illustration in a “casual” way (small format, fresh writing style).
- Over 200 illustrations, full colour.





**Laia Beltran** is a culture journalist and a collaborator of various Catalan media. She teaches Cinema and Fashion at Escola Superior de Imatge i Cinema de Barcelona.

**Lucy Victoria Davis** is an illustrator specializing in fashion sketching. She leads fashion illustration workshops for fashion, communication, design, and art students.





## GREEN AU NATUREL

Drawing techniques for nature illustration

**Santi Sallés**

**Format:** 17 x 24 cm · Paperback

**Pages:** 128

**Words:** 9,900

**Price:** €16.90

**ISBN:** 9788425231612

**Rights sold:** French

2<sup>ND</sup>  
PRINT!

### A MANUAL FOR NATURE DRAWING

Capturing the beauty of nature and learning how to distinguish the infinite variety of its forms and colours can be a real challenge, but it is also a source of endless pleasure for those who love drawing and nature. Santi Sallés runs through all the techniques and resources you need to be able to render the beauty of plants, flowers, trees, and natural landscapes.





### SELLING POINTS

- A very practical manual including a wide range of materials and painting techniques.
- Helps you master the use of colour using a rich range of greens.
- An opportunity to go out into nature and put these techniques into practice.
- You'll draw leaves, plants and trees, countryside, woods and forests, urban and interior greens.

**Santi Sallés** is a graphic designer, illustrator, creative artist, and urban sketcher; in short, a multidisciplinary artist with a long trajectory behind him. He has worked for different advertising agencies and companies such as Estrella Damm, Seat and Teatre Lliure, among others.









## Lápices de colores | Acuarelables o permanentes

El comportamiento de los lápices de colores es muy parecido al del lápiz de grafito, pero con pigmentos de colores en la mina. Permite muchos registros, texturas, tramas y tonos dependiendo de la presión que ejerzamos sobre el papel. Existen lápices más blandos o más duros, acuarelables o permanentes. Hay infinidad de colores (estuches de hasta 150 colores) y marcas. Yo trabajo con dos de ellas: Caran d'Ache y Faber-Castell.



## Hojas | Morfologías

Es imposible entender la naturaleza sin tener en cuenta las hojas.

Para dibujar hojas es imprescindible observar detenidamente su forma y color. Podemos trabajar de muchas maneras, utilizando únicamente una mancha, en blanco y negro reforzando las zonas más oscuras con texturas, con lápices de colores o dibujando solo el contorno. También funciona bien trabajarlas en collage con recortes de papeles o dibujar de modo más realista y riguroso (ilustración científica). Esta última técnica requiere más tiempo debido a su complejidad; necesita más observación y mayor control en el dibujo. El primer paso es dibujar con lápiz la forma según el modelo, aplicar después la acuarela y, una vez seca, dar unos toques con lápices de colores para dar brillo y profundidad al dibujo.

Cuando tengo que dibujar hojas busco siempre aquellas que me llaman la atención por su color o su forma. Es interesante anotar y ponerse retos, muchas veces el resultado es sorprendente.



**NATURE**



## TIME TO STOP

and other essays on art, landscape, geology and ecology

**César Manrique**

**Format:** 13 x 20 cm · Paperback

**Pages:** 164

**Words:** 27,000

**ISBN:** 9788425234385

Not yet published

The ultimate edition of 37 essays (some published here for the first time) on ecology by the major Spanish artist César Manrique.

*I have always sought out Nature's essence, its hidden truth: my life's purpose. The magic and the mystery that I have encountered on this long search are just as real as our apparent and tangible reality.*

**César Manrique**

**César Manrique** (1919 -1992) was a multidisciplinary artist (sculptor, painter, landscape architect...) born in Lanzarote (Spain). He was the precursor of non-figurative art in Spain, establishing matter at the centre of his compositions. His pictorial imaginary draws from impressions of the volcanic landscape of Lanzarote which he seeks to understand emotionally.

# PHOTO- GRAPHY

- PAGE 37** Look and Take Photographs
- PAGE 40** Product Photography Handbook
- PAGE 43** Pandora's Camera
- PAGE 43** Kiss of Judas
- PAGE 43** Photography Notes





# LOOK AND TAKE PHOTOGRAPHS

Learn how to use your camera to create the pictures you intend

**Jesús G. Pastor**

**Format:** 16 x 23 cm · Paperback

**Pages:** 144

**Words:** 22,500

**Price:** €18.00

**ISBN:** 9788425232749

## WHAT DO WE OBSERVE AROUND US? HOW TO CAPTURE IT WITH OUR CAMERA?

This book takes us on a surprising journey of discovery through the world of photography. The definitive manual on how to handle a camera and its technical features which also shows readers how to see through the lens. Photography is a powerful tool of transformation and a source of enjoyment, and this book will help readers achieve both —making them fall even more in love with photographic medium.

**Jesús Pastor** is a journalist and photographer whose work has taken him to more than fifty countries. He combines his work as photojournalist for international media outlets such as The Huffington Post, The Sunday Times and El País with commercial photography and teaching at all levels, from university degree programmes to classes for Nikonistas, and other workshops.





*Focal length, Film Speed, Aperture & Diaphragm,  
Shutter Speed, Focusing, Light Value and Light Meter*

## SELLING POINTS

- An invitation to learn a new way of experiencing and understanding photography.
- Amply covering both technical and abstract aspects by way of practical and easy-to-understand examples.
- Simple, unpretentious language with a highly personal educational approach that is both committed and passionate.

*A camera is a tool that helps us, even forces us, to always  
search for beauty, anywhere. It is an object that enables us  
to see more, to see differently...*

**Jesús Pastor**



Aprende a  
fotografiar productos  
como un profesional  
MARTÍ SANS



# PRODUCT PHOTOGRAPHY HANDBOOK

Martí Sans

**Format:** 16 x 23 cm · Paperback

**Pages:** 144

**Words:** 26,500

**Price:** €16.90

**ISBN:** 9788425231339

**3<sup>RD</sup>**  
**PRINT!**

## A TECHNICAL MANUAL OF PRODUCT PHOTOGRAPHY WITH SPECIAL ATTENTION TO ILLUMINATION TECHNIQUES

Behind product photography lies a world of infinite possibilities, a world beyond that of those bland catalogue photographs taken against a white background. This book brings together all the main techniques used in product photography —from basic to advanced— showing readers the tools that are available to them, helping both amateurs and professionals improve their craft in the studio.

### SELLING POINTS

- There are no other books on this topic.
- The author's main concern is to clarify difficult issues such as lighting and polarization, etc.
- Contains simple text and processes are explained using images as examples, clarifying understanding.

**Martí Sans** is a photographer specialising in product photography. He takes photographs for advertising and offers in-person and online workshops on still-life and food photography.





---

Joan Fontcuberta, *El nacimiento de Venus*, 1992.  
Fotograma de Judit sobre una reproducción  
de Botticelli.

# PHOTOGRAPHY **BACKLIST**



## **PANDORA'S CAMERA**

Digital photography. What happens?

Joan Fontcuberta

**Format:** 15 x 22 cm · Paperback

**Pages:** 192 | **Words:** 66,500

**Price:** €18.00 | **ISBN:** 9788425228339

**Rights sold:** French and Italian

**Awards:** National Award for Essay, 2011

**Over 10,000 copies sold**



## **KISS OF JUDAS**

Photography and truth

Joan Fontcuberta

**Format:** 15 x 22 cm · Paperback

**Pages:** 136 | **Words:** 35,000

**Price:** €15.00 | **ISBN:** 9788425228322

**Rights sold:** English, French and Italian

**Over 10,000 copies sold in Spanish**



## **PHOTOGRAPHY NOTES**

Resources and basic techniques of analogical photography

Jordi Gumí

**Format:** 14 x 20 cm · Paperback

**Pages:** 112 | **Words:** 15,000

**Price:** €13.90 | **ISBN:** 9788425229862

# CRAFT

- PAGE 45** Macramé
- PAGE 48** Pictorial Embroidery
- PAGE 52** Stencelling for Ceramic Surfaces
- PAGE 56** Organic Beauty
- PAGE 61** Crochet Creations
- PAGE 61** Footwear Pattern-Design and Shoemaking
- PAGE 61** Printmaking Your Way to Success
- PAGE 61** Floral Art





# MACRAMÉ

An introduction to macramé  
with step-by-step projects

**Ikram Mayouni**

**Format:** 19 x 25 cm · Paperback

**Pages:** 160

**Words:** 18,500

**Price:** €21.90

**ISBN:** 9788425233104

## INSPIRING PROJECTS, EXPLAINED THROUGHOUTLY

A DIY book that keeps alive this ancestral art through fresh projects from the artist's studio, explained step-by-step with the help of drawings and photographs.

Abha explores the macramé technique, creating pieces with natural fibres such as cotton, linen and jute.

### SELLING POINTS

- 10 basic knots (cow hitch knot, square knots, clove hitch, spiral knots,...) and a range of alternated knots.
- 15 simple and surprising projects.
- Gorgeous photography, full instructions and clear diagrams.

**Ikram Maymouni** is an artisan-designer of macramé pieces sold both in stores and online. She divides her time between macramé creation and workshops. Her in-person and online classes attract students from around the world.





## TAPIZ NATURAL KINTAMANI

En este tapiz, la baqueta es la protagonista y marca el ritmo de los nudos. Esta baqueta irregular está hecha con la misma cuerda guía en todo su recorrido por el tapiz. Su irregularidad afecta a la forma de los nudos planos y a la composición general. El corte final de las cuerdas está hecho ligeramente en diagonal, imitando el recorrido del último tramo de la baqueta.

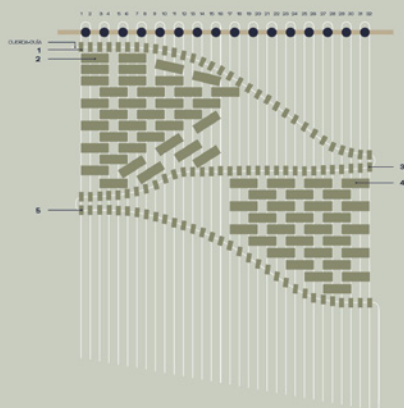
**DIFICULTAD:** Fácil  
**TIEMPO:** 2 horas  
**TAMAÑO FINAL:** 60 x 80 cm

**MATERIALES:**  
53 m de cuerda de algodón natural de 3 mm  
Soporte de madera de 45 cm

**NUDOS**  
Nudo de montaje  
Nudo plano  
Baqueta horizontal y baqueta diagonal

**PREPARACIÓN**  
Cortamos dieciocho cuerdas de 3 m y una cuerda de 1,5 m.  
Colocamos las dieciocho cuerdas sobre el soporte con un nudo de montaje inverso.

PROYECTOS



### 1. PRIMER TRAMO DE BAQUETA

• Con la cuerda de 1,5 m, que será la cuerda guía, comenzamos a anudar en horizontal hasta la cuerda 10. A partir de ella, seguimos anudando el resto de las cuerdas en baqueta diagonal.

### 2. PRIMER TRAMO DE NUDOS PLANOS EN COLUMNA Y PUNTO DE ZURRÓN

• Con los dos primeros grupos de cuatro cuerdas, hacemos columnas de tres nudos planos.  
• Con el tercer grupo de cuatro cuerdas, hacemos una columna de dos nudos planos.  
• Con el último grupo de cuatro cuerdas, hacemos un solo nudo plano.  
• Bajo estos nudos, con las mismas dieciocho cuerdas, hacemos nudos planos en punto de zurrón hasta obtener un total de nueve hilera.

### 3. SEGUNDO TRAMO DE BAQUETA

• Con la misma cuerda guía del tramo anterior, seguimos anudando en baqueta más o menos horizontal hasta la cuerda 15. Anudamos en diagonal el resto de las cuerdas.

• Al realizar este tramo de baqueta, los últimos nudos del punto de zurrón quedarán curvos o irregulares.

### 4. SEGUNDO TRAMO DE NUDOS PLANOS EN PUNTO DE ZURRÓN

• Con los cuatro últimos grupos de cuatro cuerdas, de la 17 a la 32, hacemos nudos planos en punto de zurrón hasta obtener un total de diez hilera.

### 5. TERCER TRAMO DE BAQUETA

• Con la misma cuerda guía, seguimos anudando todas las cuerdas en baqueta más o menos diagonal.

### CIERRE DE LA PIEZA

• Cortamos las cuerdas del tapiz ligeramente en diagonal, dejando las cuerdas más largas, de unos 23 cm, del lado derecho. Desatrevzamos las cuerdas para darles un acabado original.

PROYECTOS



## PICTORICAL EMBROIDERY

The five elements of the technique

**Gimena Romero**

**Format:** 18 x 25 cm · Paperback

**Pages:** 128

**Words:** 10,000

**Price:** €21.90

**ISBN:** 9788425232473

### PICTORICAL EMBROIDERY AS ARTISTIC EXPRESSION

Earth (thread), water (colour), fire (stitches), air (empty space), and soul (intentionality) are the elements of embroidery which see their greatest expression in pictorial embroidery. The author guides her readers in the application of these principles in their embroidery work.

**Gimena Romero** (Mexico City, 1985) earned her degrees in plastic and visual arts in Mexico and France. She is an artist and illustrator specialising in textile design. Winner of several awards, her work has been shown in numerous countries around the world.





Acentos



Sentido de la puntada





## Los acentos

En el bordado pictórico, los acentos pueden parecer algo informal y demasiado trabajados, pero aportan personalidad y contención a la figura, contraste a la luz y limitación al color, lo que te permite señalar lugares interesantes para la mirada.

¿Cómo reconocer los acentos en la vida real? Observando. Todos los elementos que sueramos en esta técnica de pñtar con hilo son elementos que trasamos a la tela desde la observación del mundo que nos rodea. Probablemente te preguntes: "¿Cómo los voy a reconocer?". Quisiera habilitar que informaras la pregunta: "¿Cómo puedo aprender a observar el mundo a mi alrededor?". Hoy modos de reconocer qué atrae nuestra mirada. De hecho, el artista traduce a su propio lenguaje lo que capta su atención del mundo que lo rodea. Por eso puede que los acentos que yo vea no sean los mismos que reconocas tú.

Veamos, por ejemplo, esta pieza: Caribú de tierra. Mi intención fue contener la figura, delimitar el peso y mantener una silueta general como si fuera un fñon de tierra, una semilla a punto de germinar. Sin los acentos, no hubiera podido enmarcar el pelo que sobresale de la mandíbula y de las orejas, ni marcar un límite en el cuello y dar movimiento a la cola. Si el papel de los acentos en la técnica se encuentra casi tras bastidores, pero es el primer momento de la metamorfosis del mundo a través de la mirada. El acento atrapa tu mirada, es un instante en la imagen que aporta realismo, aunque no necesariamente sea real.

Existe otro recurso parecido al que llamo: línea perimetral. No es un acento, es la línea que contiene el dibujo, lo que sería el patrón que se va a transferir a la tela.

Si bien estamos bordando un momento del modelo, un instante en el que la luz le cae de tal o cual forma, en realidad trabajamos con el recuerdo de algo. Esta es la razón por la que decimos que se trata de una ilusión, una imagen creada por nuestra mente a partir de la experiencia con el proceso. Es una ilusión de realidad que cobra vida en nuestros marcos, una ilusión que modela cómo percibimos el mundo.



## SELLING POINTS

- Exploring the relation between art and technique.
- A guide to learn how to express yourself in your embroidery work.
- Extra-ordinary examples of an renowned embroidery artist.



By the same author:

### Embroidered Mexico

From tradition to contemporary stitching

**Format:** 19 x 25.5 cm · **Paperback** | **Pages:** 192

**Words:** 16,000 | **ISBN:** 9788425229381 | **Price:** €23.90

**OVER 10,000 COPIES SOLD!**



# STENCCELLING FOR CERAMIC SURFACES

All you need to know about decorating ceramics

Patricia Lázaro

**Format:** 19 x 25 cm · Paperback

**Pages:** 128

**Words:** 18,500

**Price:** €21.90

**ISBN:** 9788425233081

**Rights sold:** German

**DO YOU IMAGINE DECORATING YOU OWN DISHES OR TILES WITH A MOTIFS OR ON A SPECIAL OCCASION?**

**DO YOU IMAGINE BRINGING THE DISHES TO LIFE WITH CHARACTERS AND COLORS?**

**DO YOU IMAGINE TO DRAW A STORY ON THE BREAKFAST BOWLS?**

In the first chapter readers will learn how to make stencils from a given design; the second provides tips on how to apply them, and the third explains how to fire the pieces in a kiln. For those wanting to take their creativity further, the book provides some more technical information on ceramic pieces and teaches how to design the decoration before stencilling.







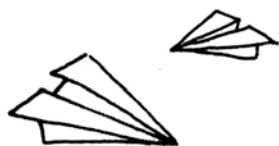
**Patricia Lázaro** uses her ceramic pieces to tell us stories, little stories from our daily lives. She owns the Chichinabo studio, in central Madrid, where she sells her work.





## SELLING POINTS

- The book combines text, illustrations, and photographs.
- The stencil projects are appealing and personal, just the inspiration readers need to connect to their creativity.
- An accessible technique with impressive results.





## ORGANIC BEAUTY

Illustrated handbook of natural cosmetics

**Maru Godas**

**Format:** 24 x 30 cm · Hardcover

**Pages:** 128

**Words:** 30,000

**Price:** €22.90

**ISBN:** 9788425230790

**Rights sold:** English, French, Italian and Portuguese

**Over 10,000 copies sold**

This is an homage to feminine beauty and nature. Maru Godas provides a new perspective on the world of cosmetics, based on a better understanding of the properties of natural products, showing us how we can incorporate them into our beauty habits. Rather than using conventional beauty products with their chemical ingredients, there are many organic products that are easy to find which are good for us and the environment.

This guide provides information on natural ingredients, including information on their properties and benefits, as well as recipes for essential oils, soaps and creams that we can easily incorporate into our new and natural beauty routines.





**Maru Godas** is a graphic designer, illustrator and urban sketcher who lives in Barcelona. In addition to collaborating with a number of magazines and other press, she currently teaches courses and workshops on art techniques and urban sketching around the world, a pursuit she combines with her passion for natural cosmetics.

## SELLING POINTS

- An approach to cosmetics that is healthy, sustainable, effective and fun!
- A detailed explanation of each of the plants, fruits, roots and other products that will help us to better understand all their properties and applications.
- A beautifully illustrated book with a great variety of make-at-home recipes using everyday ingredients.







## ACEITES CORPORALES

### ACEITE DE MASAJE CON AROMATIZACIÓN

Un masaje relajante siempre es un gran tratamiento de belleza, y cualquier tipo de aceite en la lubricación del masaje ayuda y lo aromatisa. Aquí ofrecemos toda la variedad de aceites. Consulta el resumen de la página 17 sobre las propiedades de los aceites esenciales en los masajes. Aquí te ofrecemos más ideas:

**PARA ENRIQUECER**  
 4 GOTAS DE ACEITE DE LAVANDA  
 15 GOTAS DE ACEITE DE EUCALIPTO  
 5 GOTAS DE ACEITE DE NARANJA  
 5 GOTAS DE ACEITE DE ALHOVILLA

**ESPECIALES PARA EL MASAJE**  
 3 GOTAS DE ACEITE DE NARANJA  
 3 GOTAS DE ACEITE DE EUCALIPTO  
 3 GOTAS DE ACEITE DE NARANJA  
 3 GOTAS DE ACEITE DE EUCALIPTO

**CONCENTRACION**  
 4 GOTAS DE ACEITE DE LAVANDA  
 15 GOTAS DE ACEITE DE EUCALIPTO  
 5 GOTAS DE ACEITE DE NARANJA  
 5 GOTAS DE ACEITE DE ALHOVILLA

**PARA MASAJES**  
 4 GOTAS DE ACEITE DE LAVANDA  
 15 GOTAS DE ACEITE DE EUCALIPTO  
 5 GOTAS DE ACEITE DE NARANJA  
 5 GOTAS DE ACEITE DE ALHOVILLA



### ACEITE CORPORAL ANTICULICITIVO

Ingredientes para hacer un aceite anticulicítico durante y para después del masaje:

- 1 cucharadita de aceite de almendra
- 1 cucharadita de aceite de almendra
- 10 gotas de aceite de eucalipto
- 5 gotas de aceite de eucalipto
- 5 gotas de aceite de eucalipto
- 5 gotas de aceite de eucalipto

### ACEITE CORPORAL HIDRATANTE

Este aceite hidrata y protege la piel durante y después del masaje.

- 1 cucharadita de aceite de almendra
- 1 cucharadita de aceite de almendra
- 10 gotas de aceite de eucalipto
- 5 gotas de aceite de eucalipto
- 5 gotas de aceite de eucalipto
- 5 gotas de aceite de eucalipto

### ACEITE CORPORAL AFTER SUN

Ingredientes para hacer un aceite after sun:

- 1 cucharadita de aceite de almendra
- 1 cucharadita de aceite de almendra
- 10 gotas de aceite de eucalipto
- 5 gotas de aceite de eucalipto
- 5 gotas de aceite de eucalipto
- 5 gotas de aceite de eucalipto

### ACEITE ESPECIAL PARA MANOS

En la mano, después de la piel, se debe aplicar el aceite y masajearla. Aquí ofrecemos una receta para manos y pies.

- 1 cucharadita de aceite de almendra
- 1 cucharadita de aceite de almendra
- 10 gotas de aceite de eucalipto
- 5 gotas de aceite de eucalipto
- 5 gotas de aceite de eucalipto
- 5 gotas de aceite de eucalipto

### ACEITE PARA LA BARBA Y BIGOTE

Este aceite hidrata la barba y el bigote, los hace crecer y los hace más gruesos. Aquí ofrecemos una receta para barba y bigote.

- 1 cucharadita de aceite de almendra
- 1 cucharadita de aceite de almendra
- 10 gotas de aceite de eucalipto
- 5 gotas de aceite de eucalipto
- 5 gotas de aceite de eucalipto
- 5 gotas de aceite de eucalipto

### ACEITE PARA UÑAS Y CUTÍCULAS

Este aceite hidrata y protege las uñas y la piel de la cutícula. Aquí ofrecemos una receta para uñas y cutículas.

- 1 cucharadita de aceite de almendra
- 1 cucharadita de aceite de almendra
- 10 gotas de aceite de eucalipto
- 5 gotas de aceite de eucalipto
- 5 gotas de aceite de eucalipto
- 5 gotas de aceite de eucalipto

### TUNCA TU RINDEL

Alarga la vida de tu rinzel y consigue un tratamiento de protección al mismo tiempo.

- 1 cucharadita de aceite de almendra
- 1 cucharadita de aceite de almendra
- 10 gotas de aceite de eucalipto
- 5 gotas de aceite de eucalipto
- 5 gotas de aceite de eucalipto
- 5 gotas de aceite de eucalipto

En un momento como este, cuando estás en la ducha, con un champú que te guste, añádele este aceite. Así, cuando te saques el champú, tendrás la piel más suave.



### ACEITE ESPECIAL PARA PUNTAS DE PESTAÑAS

Este aceite hidrata y protege las puntas de las pestañas. Aquí ofrecemos una receta para las puntas de las pestañas.

- 1 cucharadita de aceite de almendra
- 1 cucharadita de aceite de almendra
- 10 gotas de aceite de eucalipto
- 5 gotas de aceite de eucalipto
- 5 gotas de aceite de eucalipto
- 5 gotas de aceite de eucalipto

### ACEITE PARA PESTAÑAS Y CEJAS

Este aceite hidrata y protege las pestañas y las cejas. Aquí ofrecemos una receta para las pestañas y las cejas.

- 1 cucharadita de aceite de almendra
- 1 cucharadita de aceite de almendra
- 10 gotas de aceite de eucalipto
- 5 gotas de aceite de eucalipto
- 5 gotas de aceite de eucalipto
- 5 gotas de aceite de eucalipto



## Baños

¿Recetas urgentemente desconectar y relajarse? Un baño puede ser una solución de emergencia para tu piel y para tu mente. No hace falta aceite o un champú para disfrutar de los beneficios del agua caliente y un tratamiento natural, que puedes preparar con ingredientes de tu despensa.

Los baños calientes mejoran la circulación sanguínea, relajan la musculatura, despejan las vías respiratorias, inducen el sueño, relajan la mente y limpian y suavizan la piel. Una sesión de diez minutos o después de la jornada laboral pueden convertirse en auténticos tratamientos de belleza y salud.

La temperatura ideal para los baños no debería ser superior a treinta y siete grados, y la inmersión no debería superar los quince o veinte minutos. Durante ese tiempo, puedes aprovechar para relajarte: una masaje facial o cualquier masaje te ayudará con tu playlist favorita, escuchando un radio o compartiendo el baño con tu pareja. Al final, puedes acabar con una ducha fría para reactivar la circulación (recordando dirigir el chorro del agua en dirección al corazón).

Además como la piel, la mente, la salud y las infecciones bacterianas propagadas al agua del baño, aportando a nuestra piel una masajeación de la piel y la hidratación. Pero el ingrediente más importante para un baño relajante es la piel. Existen diferentes tipos de piel, como la piel del Himalaya, conocida por sus múltiples propiedades terapéuticas, o la de los Alpes (células magistrales) procedente de yacimientos subterráneos, que por su contenido en magnesio ofrecen innumerables propiedades para la piel y el organismo (células, relaja, elimina toxinas, desinfecta...).







# CRAFTS **BACKLIST**



## **CROCHET CREATIONS**

24 crochet project around the year  
Ingrid Valls & Laire Villar

**Format:** 19 x 24 cm · Paperback

**Pages:** 144 | **Words:** 15,000

**Price:** €18.00 | **ISBN:** 9788425229404



## **FOOTWEAR PATTERN-DESIGN AND SHOEMAKING**

Natalio Martín

**Format:** 16 x 23 cm · Paperback

**Pages:** 152 | **Words:** 37,000

**Price:** €24.90 | **ISBN:** 9788425228476



## **PRINTMAKING YOUR WAY TO SUCCESS**

Vostok Printing Shop

**Format:** 19 x 24 cm · Paperback

**Pages:** 142 | **Words:** 29,000

**Price:** €19.90 | **ISBN:** 9788425229909

**Rights sold:** French



## **FLORAL ART**

A contemporary workshop  
Flowers by Bornay

**Format:** 19 x 24 cm · Paperback

**Pages:** 144 | **Words:** 14,000

**Price:** €24.90 | **ISBN:** 9788425229909

# MISCELLANY

**PAGE 63** Plant Magic

**PAGE 68** Food Sovereignty





## PLANT MAGIC

Natural remedies and cosmetics based on the four elements of nature.

**Ana Gayoso - El Jardín de las Lilas**

**4 volumes:** Air, Fire, Earth and Water

**Volume 1:** Air

**Format:** 17 x 23 cm · Hardcover

**Pages:** 224

**Words:** 45,000

**ISBN:** 9788425234194

Not yet published (May 2024)

### A COMPENDIUM OF SCIENCE AND TRADITIONAL KNOWLEDGE ABOUT PLANTS AND TECHNIQUES TO ELABORATE YOUR OWN REMEDIES AND COSMETICS.

The element Air starts with the spring equinox and the sign of Aries and ends with the summer solstice and the sign of Gemini. Air generates life. Aries is the time of the year light defeats darkness and nature awakens: time of the seed, the sprout and the bud. The sign of Taurus is Springs plenitude, pure energy, light and joy. Time of growth, condensation, flowers. In Gemini the air is getting warmer, and nature is gaining in intensity, colour and fragrance. It is the time of pollination.

**El Jardín de las Lilas** (The lilac garden) is a family farming business of permaculture. We cultivate and recollect several plant varieties and transform them into hydrolats, essential oils and extracts.

In this manual, you will learn all about plants and plant signatures as well as their active principles (primary and secondary metabolites); how to collect and dry plants under the influence of the moon; the different procedures of extraction such as distillation, maceration, solvents, enfleurage... and how to use surfactants, preservatives, and antioxidants in the elaboration of, among others, essential oils, tinctures, infusions, butters, hydrolats, resins, concrètes, absolutes as basic preparations of your remedies, cosmetics, perfumes, and food.

A treasure of knowledge about plants and the elaboration of natural remedies and cosmetics by an outstanding specialist

Both a practical manual with basic recipes for food, remedies and cosmetics, as well as an inspiring example of practice of ecological agriculture.





*I am the flowers we cultivate in the fields of El Jardín de las lilas,  
my love for my family and my land, the freedom to live in harmony  
with nature, my laboratory where I research ancient processes  
to create plant medicines, following the spagyric tradition.*

**ANA GAYOSO**









## FOOD SOVEREIGNTY

An illustrated dictionary

**Marina Monsonís & Carla Boserman**

**Format:** 18 x 14 cm · Paperback

**Pages:** 168

**Words:** 21,000

**Price:** €21.90

**ISBN:** 9788425233227

### ACTIVISM FOR THE OKM FOOD CULTURE

A fusion between an illustrated dictionary of concepts related to food sovereignty and a book of recipes using these ingredients, techniques, and the stories the author learned from her community in the Barceloneta —Barcelona's traditional fishing district which is now a multicultural neighbourhood.

This book is an act of pure activism aimed at a Zero km mindset in which people share their knowledge of culinary traditions with their community.

**Marina Monsonís** works on projects that connect cooking with political, critical, social, and cross generational aspects to debate and transfer knowledge on the complexities and conflicts of the Zero km food movement. She is interested in actions in radical spaces with constellations of people working together to investigate local techniques and practices, old and new, as part of a nurturing ecosystem for the harmonious enjoyment of all.

**Carla Boserman** is an artist, teacher, and researcher. She researches and draws in context.

## SELLING POINTS

- A Mediterranean story with global repercussions.
- 33 complete recipes and many more instructions on techniques and Zero km ingredients.
- The beautiful illustrations illuminate the book adding another dimension to the storytelling.



# ARCHI- TECTURE

- PAGE 71** Politics and Architecture
- PAGE 72** Rename Architecture
- PAGE 74** The House as a Garden
- PAGE 76** Collage House
- PAGE 76** The Room
- PAGE 76** The Street and the House
- PAGE 76** From Diagrams to Experiences
- PAGE 76** The Contemporary Condition of Architecture
- PAGE 77** Antópolis
- PAGE 77** Walkscapes
- PAGE 77** Towards the Passiv House Standard
- PAGE 77** Stroll, Pause
- PAGE 77** Theory and History of the Contemporary City



# POLITICS AND ARCHITECTURE

For an ecofeminist and common urban planning

**Josep Maria Montaner & Zaida Muxí**

**Format:** 15 x 21 cm · Paperback

**Pages:** 254

**Words:** 83,500

**Price:** €22.00

**ISBN:** 9788425232459

## URBAN PLANNING BY A SCHOLAR WITH EXPERIENCE IN LOCAL POLITICS

Almost ten years after the first edition of the book *Arquitectura y política* (*Architecture and Politics*) and after working in institutional politics, the authors revisit in this new book the key postulates of contemporary architecture —and its responsibility towards society— adapting them to new ways of thinking about and making policies, with feminism representing one of its main guiding principles. To this end, the authors take us on a thematic tour of the social role of architects and urban planners throughout history and in the present era of globalization. Based on issues such as community life, equal participation, gender equality, and sustainability, the book identifies and analyses contemporary vulnerabilities in architecture.

### SELLING POINTS

- A vision of politically committed urban planning policies.
- An insightful perspective on how architecture operates within political institutions.
- An accurate survey of the innovative urban planning policies recently implemented by the city of Barcelona.

Josep Maria Montaner

**Renombrar la  
arquitectura**  
en su evolución  
técnica, formal  
y ética



# RENAME ARCHITECTURE

Its technical, ethical, and formal evolution

**Josep Maria Montaner**

**Format:** 15 x 21 cm · Paperback

**Pages:** 296

**Words:** 90,000

**Price:** €24.90

**ISBN:** 9788425234651

## A STUDY OF THE SOURCES, MEANINGS AND EVOLUTIONS OF SOME OF THE KEY CONCEPTS OF ARCHITECTURAL THEORY.

### SELLING POINTS

- J.M. Montaner explores further some of the most important issues of the contemporary architectural debate.
- A reflexion for students combining history and contemporary theory.
- An invitation for students to apply contemporary theory in their projects and make them more diverse.

**Josep Maria Montaner** is a full professor in the Department of Architectural History at the Barcelona School of Architecture, and co-coordinator of the post-graduate degree, “21st Century Housing Laboratory”, with Zaida Muxí.

**Zaida Muxí** is a professor in the Department of Urban and Territorial Planning at the Barcelona School of Architecture, where she has focused her research on urban planning and gender, architecture and politics, and the concept of global cities.



Revisiting architectural theory of the eighteenth and nineteenth centuries can be useful to rename —or reinterpret or redefine— the main issues and concepts of architecture, as many of the traditions, reflections and actions of our days find their roots there.

Since the Renaissance, the evolution is threefold, technique with its opportunities and limits; form related to culture, ethics, politics, and materials; and ethics with humanistic, social, cultural, and cooperative values.

We need to correct the predilection of the Renaissance for the sight as sense, and the individual male creator above teamwork or female artists. We need to find a holistic interpretation, getting rid of imposed hierarchies.

The book is structured in three parts, the first one composed of seven texts related to the history of modern architecture. The second one analyses some key aspects of contemporary architecture. The third part focusses on methodological issues of the contemporary debate, ecology and feminism, to create more varied methodologies and narratives and unites theory and practice.

La casa como jardín



## THE HOUSE AS A GARDEN

Xavier Monteys

**Format:** 15.5 x 15.5 cm · Paperback

**Pages:** 184

**Words:** 35,500

**Price:** €14.90

**ISBN:** 9788425232411

### IN THIS SERIES OF STUDIES ON THE HOUSE, A REFLECTION ON THE GARDEN AS MODEL FOR THE HOUSE

A cross between an academic article and ingenious reflection in a journalistic style, in this book the concept of the house is extended to the garden, not only in a literal sense, but also metaphorical: houses with gardens, gardens inside houses, the house understood as a garden. The journey includes well known historical examples as well as rarities from architects such as Le Corbusier, Lina Bo Bardi and Bernard Rudofsky to popular or anonymous architecture to expand upon the idea of the house and garden.

**Xavier Monteys** has, for many years, studied the notion of the House, not just as an architectural space but also as an occupied space, as the space for an after-dinner conversation with the family, for children to play, a territory transformed by DIY, a warehouse of personal objects —an endless list of uses that determine a way of living.



### **SELLING POINTS**

- A new understanding of the relation between the house and the garden.
- A study of historical examples, enriched with a personal selection of lesser-known gardens.
- For professionals but also aimed at a broader readership, offering accurate analyses without being overly technical.

# ARCHITECTURE **BACKLIST**



## **COLLAGE HOUSE**

An essay on the architecture of the house  
**Xavier Monteys  
& Pere Fuytes**

**Format:** 15.5 x 15.5 cm · Paperback  
**Pages:** 152 | **Words:** 33,000  
**Price:** €14.90 | **ISBN:** 9788425227820



## **THE STREET AND THE HOUSE**

Beyond the living room  
**Xavier Monteys**

**Format:** 15.5 x 15.5 cm · Paperback  
**Pages:** 164 | **Words:** 38,500  
**Price:** €14.90 | **ISBN:** 9788425229756



## **THE ROOM**

Interior urbanism  
**Xavier Monteys**

**Format:** 15.5 x 15.5 cm · Paperback  
**Pages:** 152 | **Words:** 35,000  
**Price:** €14.90 | **ISBN:** 9788425227394



## **ARCHITECTURAL CRITICISM** **Josep Maria Montaner**

**Format:** 15 x 21 cm · Paperback  
**Pages:** 128 | **Words:** 45,000  
**Price:** €14.00 | **ISBN:** 9788425233876  
★ 4th revised edition



## **THE MODERN MOVEMENT OVERCOME**

Essays on contemporary architecture  
**Josep Maria Montaner**

**Format:** 15 x 21 cm · Paperback  
**Pages:** 168 | **Words:** 55,500  
**Price:** €16.00 | **ISBN:** 9788425233852  
★ Rights sold: Greek and Italian



## **FROM DIAGRAMS TO EXPERIENCES** Towards an architecture of action **Josep Maria Montaner**

**Format:** 15 x 21 cm · Paperback  
**Pages:** 184 | **Words:** 62,000  
**Price:** €18.00 | **ISBN:** 9788425226700




## **THE CONTEMPORARY CONDITION OF ARCHITECTURE** **Josep Maria Montaner**

**Format:** 14 x 20 cm · Paperback  
**Pages:** 128 | **Words:** 28,500  
**Price:** €14.00 | **ISBN:** 9788425227882



## **ANTÍPOLIS** **Carlos García Vázquez**

**Format:** 15 x 24 cm  
Paperback  
**Pages:** 144 | **Words:** 30,000  
**Price:** €25.00 | **ISBN:** 9788425224096



## **WALKSCAPES** Francesco Careri

**Format:** 14 x 20 cm · Paperback  
**Pages:** 184 | **Words:** 52,500  
**Price:** €18.00 | **ISBN:** 9788425225987

★ **Rights sold:** Chinese, English,  
French and Italian



## **TOWARDS THE PASSIV HOUSE STANDARD** Micheel Wassouf

**Format:** 17 x 24 cm · Paperback  
**Pages:** 144 | **Words:** 63,500  
**Price:** €22.00 | **ISBN:** 9788425224522



## **STROLL, PAUSE** Francesco Careri

**Format:** 12 x 18 cm · Paperback  
**Pages:** 144 | **Words:** 31,000  
**Price:** €13.90 | **ISBN:** 9788425229329



## **THEORY AND HISTORY OF THE CONTEMPORARY CITY** Carlos García Vázquez

**Format:** 15 x 21 cm · Paperback  
**Pages:** 208 | **Words:** 63,000  
**Price:** €16.90 | **ISBN:** 9788425228742

★ **Awards:** FAD Award for critical  
thought, 2017



# CHILDREN BOOKS

**PAGE 79** Small Cabin BIY

**PAGE 83** Crafty cuisine

**PAGE 83** Pottery Workshop with Lusesita

**PAGE 83** Tris, Tras!



## SMALL CABIN BIY

A book that helps children and grown-ups to build their own huts

**David Tapias**

**Format:** 20.5 x 22.5 cm · Paperback

**Pages:** 128

**Words:** 11,000

**Price:** €19.90

**ISBN:** 9788425231988


**Rights sold:** German

### BUILT IT YOURSELF! A PLAYBOOK FOR CHILDREN AND ADULTS TOGETHER!

Based on children's innate drive and ability to build, this book explores ways of encouraging these aspects through the building of huts with adults, for mutual learning and adventures.

The book is geared towards families, schools, friends, communities, and hobbyists and its goal is to promote playfulness, imagination, and the unique emotions that arise when we build things with others.

15 projects ranging from the very simple using found materials to more complex wooden structures.



## PEQUEÑAS CABAÑAS



### Cartón

#### Las calles son nuestras

Un día en que no necesitamos más cajas de cartón. Mientras tanto, muchas cosas nuevas que entran en casa vienen dentro de ellas. Los primeros días de una mudanza, con tantas cosas, podemos montar un pueblo con sus calles, plazas, sus parques, sus bares y porches. De noche, antes de entrar en casa, jugaremos en nuestras calles iluminadas por sus ventanas. Hebre como si era. Dentro de nuestra habitación, puede haber una plaza que hace tiempo era un bosque de árboles. Un pueblo de personas, árboles y casas tívoli. Sin nadie que quiera marchar.

#### CARACTERÍSTICAS

**Edad:** a partir de los 3 años  
**Material:** cartón  
**Variantes:** (papel o lino) y con lino  
**Coste:** 2 €  
**Tiempo de elaboración:** de 1 hora a varios días  
**Durabilidad:** entre 1 día de semana y 4 años  
**Lugar:** en cualquier habitación de casa

#### PROCESO

1. Construye un edificio con cajas de cartón en casa, de colores, dibujando y recortando.  
2. Pega las cajas en los techos de las casas.  
3. Organiza las cajas alrededor de un patio o una plaza o a lo largo de una calle.  
4. Viste los edificios con ropa que te guste, la casa del niño, la familia, el bloque de pisos o el parque con los árboles altos.

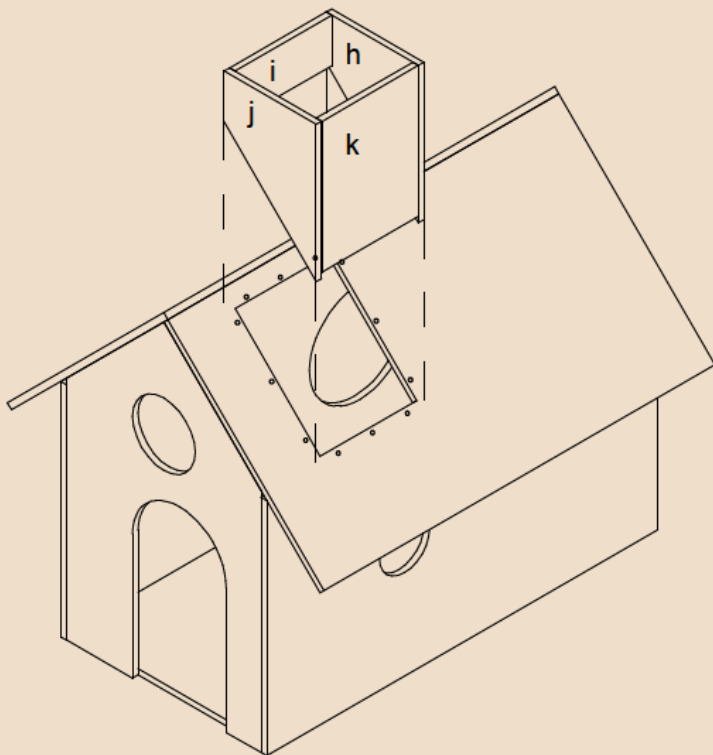
#### TÉCNICAS

Cartón  
Recortar  
Pegar



43





### SELLING POINTS

- Every child's dream: a book on how to build huts!
- An opportunity to spend time with the kids: to play, to learn, and to share.
- Projects for all skill levels (and ages), from the simplest projects to ones requiring some carpentry.

**David Tapias** is an architect and founding partner and director of Aixopluc.

**What do we do at Aixopluc?** We devote ourselves to making the Earth a better place to live. To achieve this, we work with you to build living spaces where we can be free, love each other and live peacefully. We carry out research and development, applying the most appropriate techniques to succeed; we transform energy and sustainable materials, and share the resulting knowledge with you and the community to continue learning together.





## CHILDREN BOOKS **BACKLIST**



### **CRAFTY CUISINE**

Handicrafts for young chefs

**Laia Falcón**

**Format:** 19.5 x 24.5 cm · Paperback

**Pages:** 84 | **Words:** 8,000

**Price:** €18.00 | **ISBN:** 9788425231964

**Rights sold:** French



### **POTTERY WORKSHOP WITH LUSESITA**

**Laura Lasheras**

**Format:** 20.5 x 22.5 cm · Paperback

**Pages:** 144 | **Words:** 9,500

**Price:** €19.90 | **ISBN:** 9788425231803



### **TRIS, TRAS!**

Stories and activities to imagine, create and play

**Pim Tam Pon**

**Format:** 21.5 x 28 cm · Paperback

**Pages:** 88 | **Words:** 6,500

**Price:** €19.90 | **ISBN:** 9788425231308

**Rights sold:** Italian









Contact:

**Saskia Adriaensen**  
saskia@editorialgg.com

**Editorial GG**  
editorialgg.com